



POLYCHECK® | A BRAND OF BIOCHECK
Diagnostics made in Germany



Catalog
2017

Polycheck® Serum Diagnostics
Innovative and reliable since 1999



ABOUT POLYCHECK®

Polycheck® is a brand of Biocheck GmbH. It stands for a platform technology to facilitate multiparameter testing in human and veterinarian medicine. Quantitative screening of different parameters can be processed in one test approach. The user-friendly Biocheck Imaging Software evaluates the tests precisely. Result documentation can be printed in numerous languages and stored in a central LIS, including the raw data image.

Short Facts

Produced in: Germany

Established: 1999

Distribution into countries: 30

Brand of: Biocheck GmbH

EN ISO 13485:2012/AC:2012

GDMN Code: 30278

EDMA Code: 12 02 01 05

POLYCHECK® PRODUCT LINES

Panels for human and veterinarian serum diagnostics

Test kits for human serum diagnostics are available to test for allergies as well as autoimmune disorders. Variants of allergens or antigens can include: different numbers of targets to evaluate allergic responses in the field of inhalation, food, pediatrics, insects and other challenges. Additionally regionally specialized panels are offered

as well as panels intended to test the response to components and recombinant allergens. Concerning autoimmune disorders the panels are suitable for general screenings as well as organ related autoaggression. In the field of veterinary diagnostics the panels are customized for dogs, cats and horses with their characteristic problems.



Allergy



Autoimmune



Veterinary

MANUAL TESTING


Inexpensive and easy



With Polycheck® all you need is standard laboratory equipment for testing and a PC with flatbed scanner for analysis. Polycheck® is the ideal system for any size laboratory.

AUTOMATED TESTING

High-throughput and comfortable



The fully automated system is geared to large laboratories doing a high volume of testing. The automated Polycheck® solution allows you to run up to 48 tests simultaneously within an approximate time frame of 4.5 hours and finishes with clear, easy to interpret documentation. The software identifies the panels and gives quantitative results. Subsequently, it saves and archives the data which can be printed and/or transferred as needed.

A User-Friendly Testing System for Reliable Diagnostics

Polycheck® is an innovative product for Allergy and Autoimmune Tests with many advantages for nowadays test systems. More and more laboratories all over the world are using it and it can easily get started with you, too.



1. Taking a Blood Sample

A simple procedure that doctors and medical staff can easily perform. Unlike the Prick-Test this procedure does not directly expose the patient to allergens. Consequently, it is safe even for children under six as it is not interfering with the developing immune system.



2. Pipetting Serum

Serum is applied onto cassettes carrying membranes with different allergen composition or antigens. For up to 30 allergens only 200 µl volume is needed for testing which is highly sufficient and economic.



3. Incubating

At this stage it is important to follow the protocol concerning incubation times and conditions. There is a wide variety of different regional allergen compositions available.



4. Proceeding the Assay

The membranes have to be washed thoroughly several times according to the protocol. Special reagents are used for Allergy, Autoimmune and Veterinary tests, respectively ending with the final precipitation of AP-related substrate conversion reflecting the severeness of the disease.



5. Evaluating & Analyzing the Results

With the help of the Biocheck Imaging Software and a flatbed scanner it is simple to analyze the results, store, transfer and/or produce an easy-to-read printout.



Automated Testing

For high throughput testing we offer a fully automated solution including the imaging analysis.



BIOCHECK IMAGING SOFTWARE

One-for-all-Software

Our One-for-all-Software offers automatic panel-recognition by colour and identifiers. It offers you an easy and quick test approach documented either digitally or on printouts. For the interpretation of the test results, a flatbed scanner or a CCD camera is needed. Correct panel recognition is crucial for reliable test results. For this purpose it is important to use one of our recommended scanner models.

Here are the most important advantages:

- > Imaging by scanner or CCD camera
- > Data storage locally or exportable (LIS)
- > Printout of results, and personal comments can be added before printing and saving
- > Standardized system control check for choice
- > Plotting standard curve for each cassette possible
- > Currently 14 different languages

What you need for the test:

Polycheck® Kit:

Available from our distributors

Standard Lab Equipment:

Rocking Shaker, Pipettes,
Timer, Refrigerator

IT Equipment:

Personal Computer (Win 7 or
higher, Net Framework 3.5),
Printer & Flatbed Scanner

Biocheck Imaging Software:

Free Download on our Website
> www.polycheck.de

Any questions about technical requirements?

Christopher Welling

Technical Support

☎ +49 | 251 | 93 25 85 17

✉ welling@polycheck.de

**Download Our
Software for Free**

www.polycheck.de



RESULTS DOCUMENTATION

This is what the printout looks like!

Dr. Jana Smith
Laboratory
Any Street
12345 Any City

POLYCHECK[®]
Diagnostics made in Germany

Quantitative Multiparameter Assay
ISO 13485:2012 certified
www.polycheck.de

Name: Doe
First Name: John
ID or d.o.b.: 15.10.1972
File Name: ...
Scan of 02.11.2015, case # 1 (04.31.02)

Test (Allergy): Inhalation 20-I
Order # / Origin: 12345 /
Date of Origin: 02.11.2015
Print Date: 26.09.2016 (V. 4.04.12)
M:Allergenous PanelKorea PanelQCvBlockoutBmapr02_11_2015
13, 40, 16, 01 amp

Allergens	Class	IgE [kU/L]	0				1				2				3				4				5			
			0	1	2	3	0	1	2	3	0	1	2	3	0	1	2	3	0	1	2	3				
i03 Birch pollen	5	91	[Bar chart showing high concentration]																							
i02 Alder pollen	5	63	[Bar chart showing high concentration]																							
i04 Hazel pollen	3	11	[Bar chart showing moderate concentration]																							
i07 Oak pollen	0	0.16	[Bar chart showing low concentration]																							
g06 Timothy Grass pollen	1	0.48	[Bar chart showing low concentration]																							
g12 Ryegrass pollen	1	0.49	[Bar chart showing low concentration]																							
w06 Mugwort pollen	2	0.88	[Bar chart showing low concentration]																							
w09 Plantain pollen	0	<0.15	[Bar chart showing no concentration]																							
e01 D. pteronyssinus	0	<0.15	[Bar chart showing no concentration]																							
e02 D. farinose	0	<0.15	[Bar chart showing no concentration]																							
e02/e05 Dog epithelia	0	<0.15	[Bar chart showing no concentration]																							
e01 Cat epithelia	0	<0.15	[Bar chart showing no concentration]																							
e03 Horse epithelia	4	24	[Bar chart showing high concentration]																							
e06 Guinea pig epithelia	1	0.50	[Bar chart showing low concentration]																							
e84 Hamster epithelia	0	<0.15	[Bar chart showing no concentration]																							
e82 Rabbit epithelia	0	<0.15	[Bar chart showing no concentration]																							
m03 Asp. fumigatus	2	1.2	[Bar chart showing low concentration]																							
m02 Cladosp. herbarum	0	<0.15	[Bar chart showing no concentration]																							
m01 Pen. notatum	0	<0.15	[Bar chart showing no concentration]																							
m06 Alt. alternata	0	<0.15	[Bar chart showing no concentration]																							

Class	Genic IgE [kU/L]	Explanation	Class	Genic IgE [kU/L]	Explanation
0	<0.25	No specific antibody detection	4	11.2 - 50	Strong antibody concentration
1	0.25 - 0.7	Very weak antibody concentration	5	50 - 100	Very strong antibody concentration
2	0.7 - 3.5	Weak antibody concentration	3	>= 100	Extremely high antibody concentration
3	3.5 - 17.5	Clear antibody concentration			

Comments:

Signature: (Dr. J. Smith)

0763

Batch code
Panel-ID

Standard Lines



Any questions about autoimmune panels?

Eugenia Eichwald

Dipl.-Chem.-Ing. (FH)

+49 | 251 | 93 25 75 93

eichwald@polycheck.de



Any questions about allergy panels?

Antje Bondzio

Dipl.-Biologist

+49 | 251 | 28 09 632

bondzio@polycheck.de



Any questions about veterinary panels?

Dr. med. vet. Ute Borchard

Veterinarian

+49 | 251 | 28 09 634

borchard@polycheck.de

QUICK AND EASY

Polycheck® offers a test-system suitable for every kind of laboratory

**Polycheck®
Products**

These are your benefits:

- > Approach up to 30 targets in one test
- > Use only 200 µl of serum
- > Choose automatic or manual procedure
- > For QC assess INSTAND e.V. and UK NEQAS
- > Add up to 12 cassettes to one MTP-holder
- > Rely on ready-to-use reagents
- > Use your standard lab equipment
- > Save time and use full automation



The benefits of our 25 different allergy panels:

- > Highly specific determination using monoclonal antibody specifically against IgE
- > Minimal amount of serum needed (only 200 µl for up to 30 allergens)
- > Total IgE validation
- > CCD Marker
- > Native and recombinant allergen preparations
- > Control serum samples available



The benefits of our seven autoimmune panels:

- > Determination of Autoimmune-specific IgG or IgA antibodies in serums
- > Only 15 µl serum for up to 18 targets needed
- > Native and recombinant antigen preparations
- > Control serum upon request



The benefits of our three veterinary panels:

- > Determination of species-specific IgE by use of monoclonal antibodies
- > Minimal amount of serum needed (only 200 µl for up to 31 allergens)
- > Panels with species-related allergens
- > Support for source and protocol of hyposensitization available

Inhalation 20-I 

t03	Birch pollen
t02	Alder pollen
t04	Hazel pollen
t07	White Oak pollen
g06	Timothy Grass pollen
g12	Rye pollen
w06	Mugwort pollen
w09	Plantain pollen
d01	D. pteronyssinus
d02	D. farinae
e02/e05	Dog epithelia
e01	Cat epithelia
e03	Horse epithelia
e06	Guinea Pig epithelia
e84	Hamster epithelia
e82	Rabbit epithelia
m03	Aspergillus fumigatus
m02	Cladosporium herbarum
m01	Penicillium notatum
m06	Alternaria alternata

Inhalation 30-I 

t23	Cypress pollen
t04	Hazel pollen
t15	White Ash pollen
t07	White Oak pollen
t09	Olive pollen
t03	Birch pollen
g12	Rye pollen
g14	Cultivated Oat
g08	June Grass pollen
g06	Timothy Grass pollen
g15	Cultivated Wheat pollen
g03	Cocksfoot pollen
g02	Bermuda Grass pollen
w09	Plantain pollen
w10	Goosefoot pollen
w21	Wall Pellitory pollen
w01	Ragweed pollen
w06	Mugwort pollen
e01	Cat epithelia
e02/e05	Dog epithelia
e03	Horse epithelia
m06	Alternaria alternata
m03	Aspergillus fumigatus
m05	Candida albicans
d201	Blomia tropicalis
d01	D. pteronyssinus
d02	D. farinae
k82	Latex
i06	Cockroach
k202	CCD ⁹

Inhalation 10-I 

t03	Birch pollen
t02	Alder pollen
t04	Hazel pollen
t07	White Oak pollen
t09	Olive pollen
g06	Timothy Grass pollen
g12	Rye pollen
w01	Ragweed pollen
w06	Mugwort pollen
w09	Plantain pollen

Inhalation 10-II 

d01	D. pteronyssinus
d02	D. farinae
e02/e05	Dog epithelia
e01	Cat epithelia
e03	Horse epithelia
e81	Sheep epithelia
m03	Aspergillus fumigatus
m02	Cladosporium herbarum
m01	Penicillium notatum
m06	Alternaria alternata

Inhalation 10-III 

t03	Birch pollen
gx7	6 Grass Mix ¹
g12	Rye pollen
w06	Mugwort pollen
d01	D. pteronyssinus
d02	D. farinae
e02/e05	Dog epithelia
e01	Cat epithelia
ex78	Feathers Mix ²
m02/m06	Cladosporium herbarum / Alternaria alternata Mix

Food 20-I 

f17	Hazelnut
f13	Peanut
f16	Walnut
f20	Almond
f02	Milk
f01	Egg White
f75	Egg Yolk
f78	Casein
f35	Potato
f85	Celery
f31	Carrot
f25	Tomato
f03	Codfish
f24	Shrimp
f95	Peach
f49	Apple
f14	Soybean
f04	Wheat flour
f10	Sesame
f05	Rye flour

Food 10-III 

f02	Milk
f01	Egg White
f75	Egg Yolk
f78	Casein
f14	Soya
f09	Rice
f93	Cacao [Chocolate]
f49	Apple
f31	Carrot
fx10	Flour Mix ⁴

Food 10-IV 

f13	Peanut
f10	Sesame
f26	Pork meat
f83	Chicken meat
f27	Beef meat
f03	Codfish
fx29	Citrus Mix ³
f85	Celery
f95	Peach
f25	Tomato

Food 30-I 

f25	Tomato
f96	Avocado
f92	Banana
fx29	Citrus Mix ³
f84	Kiwi
f13	Peanut
f17	Hazelnut
f12	Pea
f14	Soybean
f85	Celery
f27	Beef meat
f83	Chicken meat
f26	Pork meat
f207	Clam Shell
f24	Shrimp
f23	Crab
f40	Tuna, Yellowfin
f03	Codfish
f47	Garlic
f48	Onion
f45	Baker's Yeast
f10	Sesame
f09	Rice
f08	Corn
f04	Wheat flour
f76	Alpha-Lactalbumin
f77	Beta-Lactoglobulin
f78	Casein
f01	Egg White
k202	CCD ⁹

Paediatric 20-I 

f13	Peanut
f02	Milk
f01	Egg White
f75	Egg Yolk
f35	Potato
f31	Carrot
f03	Codfish
f49	Apple
f14	Soybean
f04	Wheat flour
t03	Birch pollen
g06	Timothy Grass pollen
w06	Mugwort pollen
d01	D. pteronyssinus
d02	D. farinae
e02/e05	Dog epithelia
e01	Cat epithelia
e03	Horse epithelia
m03	Aspergillus fumigatus
m02	Cladosporium herbarum

Atopic 30-I 

f02	Milk
f76	Alpha-Lactalbumin
f77	Beta-Lactoglobulin
f78	Casein
f01	Egg White
f75	Egg Yolk
f03	Codfish
f13	Peanut
f93	Cacao
f14	Soybean
f49	Apple
f31	Carrot
f25	Tomato
fx10	Flour Mix ⁴
f83	Chicken Meat
fx29	Citrus Mix ³
f09	Rice
gx7	6 Grass Mix ¹
g12	Rye pollen
e02/e05	Dog epithelia
e01	Cat epithelia
m02	Cladosporium herbarum
m06	Alternaria alternata
m03	Aspergillus fumigatus
d01	D. pteronyssinus
d02	D. farinae
t04	Hazel pollen
t03	Birch pollen
w06	Mugwort pollen
k202	CCD ⁹

Atopic 20-I 

f02	Milk
f78	Casein
f76	Alpha-Lactalbumin
f77	Beta-Lactoglobulin
e204	Bovine serum albumin
f01/f75	Egg White / Egg Yolk Mix
f09	Rice
f14	Soybean
f92	Banana
f26	Pork meat
f27	Beef meat
f83	Chicken meat
fx10	Flour Mix ⁴
f45	Baker's Yeast
d01/d02	D.pteronyssinus/D.farinae Mix
m02/m06	Cladosporium herbarum / Alternaria alternata Mix
t03/t07	Birch pollen / Oak pollen Mix
t02/t04	Alder pollen / Hazel pollen Mix
gx7	6 Grass Mix ¹
tlgE	Total IgE

Atopic 30-II 


f85	Celery
f14	Soybean
f13	Peanut
f12	Pea
f96	Avocado
f26	Pork Meat
f04	Wheat flour
f24	Shrimp
f03	Codfish
f84	Kiwi
f02	Milk
f01	Egg White
t03	Birch pollen
t09	Olive pollen
t07	White Oak pollen
t11	London Plane pollen
t23	Cypress pollen
g15	Cultivated Wheat pollen
g06	Timothy Grass pollen
w01	Ragweed pollen
w21	Wall Pellitory pollen
w06	Mugwort pollen
e01	Cat epithelia
e02/e05	Dog epithelia
m03	Aspergillus fumigatus
m06	Alternaria alternata
i06	Cockroach
d01	D. pteronyssinus
d02	D. farinae
k202	CCD ⁹

Korea I-Standard 


f14	Soybean
f02	Milk
f01	Egg White
f23	Crab
f24/f440	Shrimp Mix ⁵
f95	Peach
h01	House Dust
d01	D. pteronyssinus
d02	D. farinae
ix267	Cockroach Mix ⁶
e02/e05	Dog epithelia
e01	Cat epithelia
m06	Alternaria alternata
t02/t03	Alder pollen / Birch pollen Mix
t07	White Oak pollen
w01	Ragweed pollen
w06	Mugwort pollen
g06	Timothy Grass pollen
g12	Rye pollen
tlgE	Total IgE

Korea Standard 30 

f14	Soybean
f02	Milk
f01	Egg White
f23	Crab
f24/f440	Shrimp Mix ⁵
f95	Peach
h01	House Dust
d01	D. pteronyssinus
d02	D. farinae
ix267	Cockroach Mix ⁶
e02/e05	Dog epithelia
e01	Cat epithelia
m06	Alternaria alternata
t02/t03	Alder pollen / Birch pollen Mix
t07	White Oak pollen
w01	Ragweed pollen
w06	Mugwort pollen
g06	Timothy Grass pollen
g12	Rye pollen
i01	Bee Venom
w22	Japanese Hop pollen
m03	Aspergillus fumigatus
m02	Cladosporium herbarum
f60	Mackerel
f11	Buckwheat flour
f13	Peanut
i81	Pupa
d72	Tyrophagus putrescentiae
k202	CCD ⁹
tlgE	Total IgE

Korea II-Inhalation 

w07	Oxeye Daisy pollen
g09	Redtop pollen
t61	Sycamore pollen
w11	Russian Thistle pollen
t17	Japanese Cedar pollen
t215	Lilac pollen
tx251	Ash Mix ⁷
t19	Acacia pollen
t04	Hazel pollen
w14	Pigweed pollen
g04	Meadow Fescue pollen
g02	Bermuda Grass pollen
g03	Cocksfoot pollen
w12	Goldenrod pollen
w08	Dandelion pollen
k82	Latex
m03	Aspergillus fumigatus
m02	Cladosporium herbarum
m01	Penicillium notatum
d72	Tyrophagus putrescentiae

Korea Inhalation 30 


w07	Oxeye Daisy pollen
g09	Redtop pollen
t61	Sycamore pollen
w11	Russian Thistle pollen
t215	Lilac pollen
tx251	Ash Mix ⁷
t19	Acacia pollen
w14	Pigweed pollen
g04	Meadow Fescue pollen
g02	Bermuda Grass pollen
g03	Cocksfoot pollen
w12	Goldenrod pollen
w08	Dandelion pollen
k82	Latex
t17	Japanese Cedar pollen
d61	Tetranychus urticae
t04	Hazel pollen
t16	Pine pollen
m09	Fusarium moniliforme
d70	Acarus siro
m01	Penicillium notatum
t05	Beech pollen
t14	Cottonwood pollen
t08	Elm pollen
m05	Candida albicans
t12	Willow pollen
g08	Kentucky Blue Grass pollen
e81	Sheep epithelia
g07	Reed pollen
g01	Sweet Vernal Grass pollen

Korea III-Food 

f11	Buckwheat flour
f13	Peanut
f93	Cacao (Chocolate)
f81	Cheese, Cheddar
f60	Mackerel
f25	Tomato
f35	Potato
f40	Tuna, Yellowfin
f03	Codfish
f41	Salmon, Atlantic
f26	Pork meat
f83	Chicken meat
f27	Beef meat
fx29	Citrus Mix ³
f45	Baker's Yeast
f04	Wheat flour
f09	Rice
f06	Barley flour
f47	Garlic
f299	Sweet Chestnut

Korea Food 30 

f93	Cacao (Chocolate)
f81	Cheddar
f25	Tomato
f40	Tuna, Yellowfin
f03	Codfish
f41	Salmon, Atlantic
f26	Pork meat
f83	Chicken meat
f27	Beef meat
fx29	Citrus Mix ³
f45	Baker's Yeast
f04	Wheat flour
f09	Rice
f06	Barley flour
f47	Garlic
f299	Sweet Chestnut
f48	Onion
f346	Abalone
f259	Grapes
f207	Clam
f49	Apple
f281	Curry
f216	Cabbage
f313	Anchovy
f35	Potato
f244	Cucumber
f92/f91	Banana / Mango Mix
f84	Kiwi
f37	Mussel
f290	Oyster

Mediterran 20-I 

d01	D. pteronyssinus
d02	D. farinae
d71	Lepidoglyphus destructor
d72	Tyrophagus putrescentiae
e01	Cat epithelia
e02/e05	Dog epithelia
e04	Cow epithelia
e85	Chicken feathers
g12	Rye pollen
g13	Velvet Grass pollen
g21	Quack Grass pollen
g202	Maize pollen
gx8	Grass Mix ⁸
w01	Ragweed pollen
w06	Mugwort pollen
w21	Wall Pellitory pollen
w204	Sunflower pollen
t14	Cottonwood pollen
t19	Acacia longifolia pollen
t23	Cypress pollen

Mediterran 20-II 


t02	Alder pollen
t03	Birch pollen
t04	Hazel pollen
t05	Beech pollen
t07	White Oak pollen
t09	Olive pollen
t12	Willow pollen
t16	Pine pollen
m01	Penicillium notatum
m02	Cladosporium herbarum
m03	Aspergillus fumigatus
m06	Alternaria alternata
m11	Rhizopus nigricans
gx8	Grass Mix ⁸
h01	House Dust
i01	Bee venom
i03	Wasp venom
e81	Sheep epithelia
w06	Mugwort pollen
w07	Oxeye Daisy pollen

Insects / CCD 6 


i01	Bee venom
i03	Wasp venom
i75	Hornet venom
i71	Mosquito
i80	Black Fly
k202	CCD ⁹

Milk plus Gluten 6 

f02	Milk
f76	Alpha-Lactalbumin
f77	Beta-Lactoglobulin
f78	Casein
e204	Bovine Serum Albumin
f79	Gluten

rBet v1/v2 plus 20 

t03	Birch pollen
t215	rBet v1
t216	rBet v2
t02	Alder pollen
t04	Hazel pollen
g06	Timothy Grass pollen
w06	Mugwort pollen
d01	D. pteronyssinus
k82	Latex
f17	Hazelnut
f13	Peanut
f85	Celery
f31	Carrot
f25	Tomato
f95	Peach
f49	Apple
f14	Soybean
f04	Wheat flour
f46	Red Pepper
fx29	Citrus Mix ³

Drugs 10 

c01	Penicillin G
c02	Penicillin V
c05	Ampicillin
c06	Amoxicillin
c223	Sulfamethoxazol
c201	Cephalosporin
c436	Ofloxacin
c07	Cefactor
c103	Tetracyclin
c212	Erythromycin

RecPollen-IT 

g06	Timothy Grass pollen
g205	Phl p1
g215	Phl p5
t03	Birch pollen
t215	rBet v1
t216	rBet v2

Explanation

1 6 Grass Mix

g03 / g04 / g05 / g06 / g08 / g13 – Cocksfoot pollen, Meadow Fescue pollen, Rye Grass pollen, Timothy Grass pollen, Kentucky Blue Grass pollen, Velvet Grass pollen

2 Feathers Mix

e70 / e85 / e86 / e89 – Feathers of Goose, Chicken, Duck and Turkey

3 Citrus Mix

f208 / f306 / f33 / f302 – Lemon, Lime, Orange & Mandarin

4 Flour Mix

f04 / f05 / f06 / f07 – Wheat, Rye, Barley & Oat (flours that contain Gluten)

5 Shrimp Mix

f24 / f440 – Atlantic & Pacific Shrimps

6 Cockroach Mix

i06 / i206 / i207 – Blatella germanica, Periplaneta americana, Blatta orientalis

7 Ash Mix

t25 / t15 / tx – European, White, Oregon and Black Ash

8 Grass Mix

g02 / g05 / g06 – Bermuda Grass pollen, Rye Grass pollen, Timothy Grass pollen

9 CCD

Cross-reactive Carbohydrate Determinants

AI-STD 

01	Ro/SS-A 60
02	La/SS-B
03	Scl-70
04	PM/Scl 100
05	Sm
06	PCNA
07	dsDNA
08	Rib. Phosphopr. Po
09	CENP-B
10	AMA M2
11	PR3
12	MPO
13	TPO
14	Thyroglobulin (TG)

Rheuma 

01	Ro/SS-A 52
02	Jo-1
03	Sm
04	CENP-B
05	La/SS-B
06	Histone
07	PM/Scl 100
08	Rib. Phosphopr. Po
09	dsDNA
10	Scl-70
11	U1-snRNP
12	Ro/SS-A 60
13	Mi-2
14	Ku

Liver/Kidney 

01	AMA M2
02	SP 100
03	gp 210
04	LKM 1
05	LC 1
06	CENP-B
07	GBM
08	PR3
09	MPO
10	SLA/LP

AI-STD-X 

01	Ro/SS-A 52
02	La/SS-B
03	CENP-B
04	Scl-70
05	dsDNA
06	Jo-1
07	MPO
08	PR3
09	AMA M2
10	LC 1
11	LKM1
12	PM/Scl-100
13	SRP 54
14	SP 100
15	gp 210
16	Ku
17	Sm
18	U1-snRNP

Celiac IgG 

01	deam. Gliadin IgG
02	tTG IgG
03	Intrinsic Factor

Celiac IgA 

01	deam. Gliadin IgA
02	tTG IgA

Myositis 

01	Mi-2
02	PM/Scl 100
03	Jo-1
04	SRP 54
05	PL-7
06	PL-12
07	Ku

Canis 20 

01	D. farinae
02	D. pteronyssinus
03	Malassezia
04	Lepidoglyphus
05	Aspergillus / Penicillium
06	Alternaria / Cladosporium
07	Ragweed (Ambrosia) pollen
08	Birch / Alder / Hazel pollen
09	Plantane / Willow / Poplar pollen
10	Wall Pellitory pollen
11	Rye pollen
12	6 Grass Mix ¹
13	Stinging Nettle pollen
14	Lambs Quarter pollen
15	Plantain pollen
16	Mugwort pollen
17	Sorrel pollen
18	Acarus siro
19	Tyrophagus
20	Flea (Ctenoceph.)

Felis 20 

01	D. farinae
02	D. pteronyssinus
03	Malassezia
04	Lepidoglyphus
05	Aspergillus / Penicillium
06	Alternaria / Cladosporium
07	Ragweed (Ambrosia) pollen
08	Birch / Alder / Hazel pollen
09	Plantane / Willow / Poplar pollen
10	Wall Pellitory pollen
11	Rye pollen
12	6 Grass Mix ¹
13	Stinging Nettle pollen
14	Lambs Quarter pollen
15	Plantain pollen
16	Mugwort pollen
17	Sorrel pollen
18	Acarus siro
19	Tyrophagus
20	Flea (Ctenoceph.)



Order Numbers

Equus 20

01	D. farinae
02	D. pteronyssinus
03	Lepidoglyphus
04	Aspergillus / Penicillium
05	Thermoact. / Micropolyspora
06	Ragweed (Ambrosia) pollen
07	Birch / Alder / Hazel pollen
08	Plantane / Willow / Poplar pollen
09	Rye pollen
12	6 Grass Mix ¹
11	Plantain pollen
12	Mugwort pollen
13	Rape pollen
14	Horse Fly (Tabanus)
15	Biting Midges (Culicoides nub.)
16	Mosquito
17	Black Fly (Simulium eq.)
18	Stable Fly (Stomoxys cal.)
19	Acarus siro
20	Tyrophagus

Allergen Mix Explanation

¹ 6 Grass Mix

Cocksfoot pollen, Meadow Fescue pollen, Rye Grass pollen, Timothy Grass pollen, Kentucky Blue Grass pollen, Velvet Grass pollen

Allergy Kits	Colour	ID	12-Kit No.	24-Kit No.	A-Kit No.
Inhalation 10-I		11	-	05012102	05012112
Inhalation 10-II		12	-	05012202	05012212
Inhalation 10-III		48	-	05012105	05012115
Inhalation 20-I		07	-	05012002	05012022
Inhalation 30-I		36	-	05012092	05012093
Food 10-III		46	-	05012103	-
Food 10-IV		47	-	05012104	-
Food 20-I		08	-	05012001	05012021
Food 30-I		37	-	05012096	05012097
Paediatric 20-I		09	-	05012003	05012023
Atopic 20-I		31	-	05012019	05012024
Atopic 30-I		49	-	05012085	05012095
Atopic 30-II		35	-	05012090	05012091
Korea I-Standard		15	-	05012005	05012015
Korea Standard 30		54	-	05012070	05012071
Korea II-Inhalation		16	-	05012006	05012016
Korea Inhalation 30		55	-	05012072	05012073
Korea III-Food		17	-	05012007	05012017
Korea Food 30		56	-	05012074	05012075
Mediterran 20-I		33	-	05012033	-
Mediterran 20-II		34	-	05012034	-
Insects / CCD 6		50	05012314	-	-
Milk plus Gluten 6		52	05012318	-	05012307
rBet v1/v2 plus 20		25	-	05012009	-
Drugs 10		30	05012316	05012203	05012317
RecPollen-IT		70	05012319	-	-

Autoimmune Kits	Colour	ID	12-Kit No.	24-Kit No.	A-Kit No.
AI-STD		40	05012050	05012040	05012060
AI-STD-X		44	05012054	05012044	05012064
Rheuma		53	05012056	05012046	05012066
Liver/Kidney		42	05012052	05012042	05012062
Celiac IgG		43	05012053	05012043	05012063
Celiac IgA		45	05012055	05012045	05012065
Myositis		41	05012051	05012041	05012061

Veterinary Kits	Colour	ID	12-Kit No.	24-Kit No.	A-Kit No.
Canis 20		61	05011015	05011012	-
Felis 20		62	05011014	05011013	-
Equus 20		63	05011024	05011022	-


Our Packaging Units – 12-Kit: 1 microtiter plate with 12 tests each, **24-Kit:** 2 microtiter plates with 12 tests each, **A-Kit:** for testing with the automat

.....

.....

.....

Multiparameter Technology for Human and Veterinary Diagnostics



www.polycheck.de

Polycheck® – Diagnostics made in Germany / ☎ +49 251 21 50 869 / ✉ office@polycheck.de / 🖱 www.polycheck.de

Polycheck® is a Brand of: Biocheck GmbH / Vorbergweg 41 / 48159 Münster / Germany