POLYCHECK®
Diagnostics made in Germany

A BRAND OF BIOCHECK

Catalog 2027

Polycheck® Blood-Based Diagnostics

Innovative and reliable since 1999

TÜVRheinland CERTIFIED
Management System EN ISO 13485:2016
www.tuv.com ID 0000044525

ABOUT POLYCHECK®

Polycheck® is a brand of Biocheck GmbH, representing a platform technology designed to facilitate in vitro multiparameter testing in both human and veterinary allergy diagnostics, as well as in human autoimmune diagnostics.
This innovative system allows the quantitative screening of numerous parameters within a single test run, providing an efficient and comprehensive diagnostic approach. The user-friendly Biocheck Imaging Software (BIS) ensures precise evaluation of test results. Results can be printed in multiple languages and seamlessly integrated into a central Laboratory Information System (LIS), including the corresponding raw data images.

Short Facts

Produced in: Germany
Established: 1999
Distribution into countries: over 50
Brand of: Biocheck GmbH

EN ISO 13485:2016

BIOCHECK GMBH – A FAMILY BUSINESS MADE IN GERMANY

Dear Customers,

We are pleased to present the latest edition of our Polycheck® Diagnostic Product Catalog, which reflects our commitment to high-quality production and stringent quality control by the dedicated team at Biocheck GmbH.

Founded in 1999 by my father, Dr. Elmar Michels, Biocheck GmbH set out to develop innovative quantitative multiparameter assays, comprising the two product lines Polycheck® Allergy and Autoimmune Diagnostics. Since then, our company has grown steadily, welcoming new colleagues and continuously expanding our expertise and global reach. In the summer of 2020, the transition to the next generation of management was completed. Today, Biocheck remains a family-managed business, with Polycheck® Diagnostic kits distributed in more than 50 countries worldwide. I am proud to carry forward my father's vision while shaping the future of Biocheck together with our dedicated team.

Our highly skilled and carefully selected team is committed to consistently delivering excellence-driven products that support healthcare professionals in diagnosing a wide range of diseases. Scientific excellence, validated methodologies, and profound personal customer support remain the foundation of our philosophy.

We sincerely thank you for your continued trust in our products and look forward to supporting you in the year ahead.

Stay healthy and take care!

Sincerely,
Dr. Helen Michels

POLYCHECK®: HOW IT WORKS

Immunoglobulins (Igs) are key components of the immune system, responsible for detecting and binding to substances that the body classifies as foreign or "non-self." These highly specific molecules exist in several subclasses, depending on their function and location in the body. While Igs primarily form during pathogen defense, they can also arise from immune system overreactions, such as allergic or autoimmune responses.

Polycheck® Diagnostic kits are designed to detect allergen-specific IgEs or antigen-specific IgGs/IgAs, associated with allergies and autoimmune disorders. The detection of such antibodies may indicate sensitization to specific molecules resulting from prior exposure and immune response. Although they do not provide direct information about disease severity, these results are an essential component of comprehensive diagnostic evaluations by healthcare professionals.

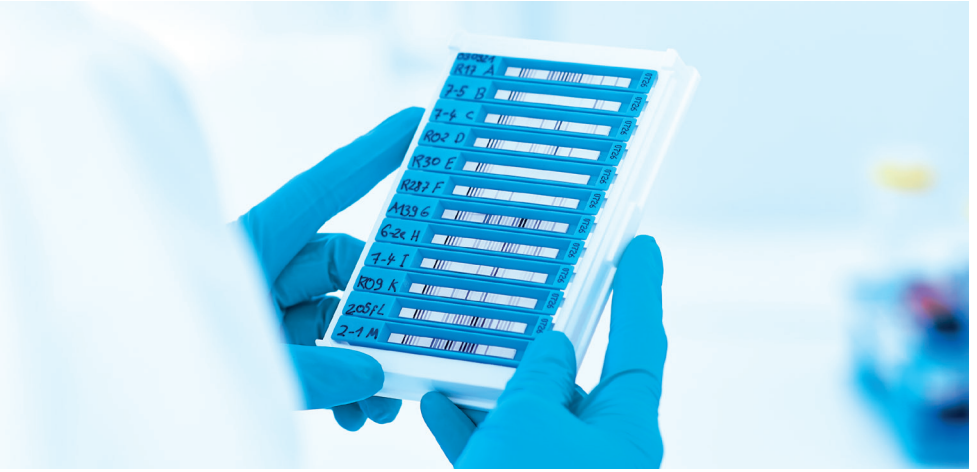

MULTIPARAMETER TESTING

Polycheck® Diagnostic kits are solid-phase immunoassays that utilize specific detection antibodies in combination with an enzyme-mediated color reaction to quantitatively measure the antigen-specific Ig level in a patient sample. Each test includes a defined set of antigens, enabling a broad multiparameter analysis for test-specific calibration and quantification. Signal detection and interpretation are performed using the Biocheck Imaging Software (BIS), ensuring accuracy, reproducibility, and seamless integration into laboratory workflows.

CCD

Cross-reactive carbohydrate determinants (CCDs) occur in a variety of plants, food, insects, and molluscs and can trigger the production of allergen-specific IgEs. Therefore, they might lead to a misinterpretation of other non-CCD allergen-specific signals. To address this, nearly all Polycheck® Allergy tests include a CCD line to identify CCD reactivity. Together with the CCD blocking solution, this enables healthcare professionals to identify CCD-related cross-reactions and helps for further differentiation.

POLYCHECK® PRODUCT LINES

Panels for human and veterinarian blood-based diagnostics

Polycheck® test-kits for the analysis of human blood samples serve as screening tools for suspected sensitizations to one or more allergens, as well as for testing specific autoimmune disorders. The allergy panels include a varying number of targets designed to evaluate immune responses across a wide range of areas, including inhalation, food, paediatrics, insect allergens, and other relevant triggers. In addition, region-specific panels are offered, as well as specialized panels for testing sensitization to individual components and recombinant allergens.

For autoimmune diagnostics, the panels are suitable for both general screenings and organ-specific autoimmunity assessments.

In the field of veterinary diagnostics, Polycheck® offers panels tailored to the characteristic needs of dogs, cats, and horses, providing reliable tools to address species-specific health challenges.

Allergy

Autoimmune

Veterinary

MANUAL TESTING

Inexpensive and easy

With Polycheck® all you need is standard laboratory equipment for testing and a PC with flatbed scanner for analysis. This makes Polycheck® an accessible and versatile system, ideally suited for laboratories of any size.

AUTOMATED TESTING

High-throughput and efficient



The fully automated system is geared to large laboratories with a high testing volume. The automated Polycheck® solution allows you to run up to 48 tests simultaneously within an approximate time frame of 4.5 hours and finishes with clear, easy to interpret documentation. The intuitive software automatically identifies panels, delivers quantitative results, and securely stores and archives the data, which can be printed or transferred as needed. Please contact us for semi-automated solutions.

A User-Friendly Testing System for Reliable Diagnostics

Polycheck® is an innovative product for allergy and autoimmune tests with many advantages for nowadays test systems. More and more laboratories all over the world are using it and it can easily get started with you, too.

1.Taking a Blood Sample

A simple procedure that doctors and medical staff can easily perform. Unlike the prick test for allergy diagnosis, this procedure does not directly expose the patient to allergens, making it a safe alternative—even for children under six years of age, as it does not interfere with the developing immune system.

2. Pipetting Serum or Plasma

The blood sample is applied to cassettes containing membranes with different antigens. Only up to 200 µl of serum or plasma is needed for the simultaneous analysis of up to 30 antigen targets, offering a highly efficient and cost-effective solution.

3. Incubating

Strict adherence to the recommended incubation times and conditions is crucial at this stage to ensure accurate and reliable results.

4.Proceeding the Assay

Following incubation, the membranes are thoroughly washed according to the protocol. Test-specific reagents are applied for allergy, autoimmune, or veterinary diagnostics, culminating in substrate conversion that reflects the concentration of antigen-specific antibodies.

5. Evaluating & Analyzing the Results

Using the Biocheck Imaging Software (BIS) in combination with a flatbed scanner, results are easily analyzed, documented, and archived. The system allows seamless data transfer and generates clear, easy-to-read printouts.

Automated Testing

For high-throughput requirements, a fully automated solution is available. This system streamlines the entire process, including incubation, washing, and imaging analysis, providing maximum efficiency for large laboratories. Semi-automated solutions are also available on request.

QUICK AND EASY

Polycheck® offers a test system suitable for all types of laboratories.

These are your benefits:

- multiparameter approach with up to 30 target lines in one test
- low amount of serum or plasma necessary
- choose between manual, semi-automated and fully automated procedure
- run up to 12 samples on one MTP-holder
- rely on ready-to-use reagents
- use your standard lab equipment
- for QC assess: INSTAND e.V. and UK NEQAS
- certified management systems (EN ISO 13485)

Polycheck® Allergy Diagnostics:

- highly specific determination using monoclonal antibody specifically against human IgE
- only 200 µl of serum or plasma needed for one approach with up to 30 allergen detection lines
- total IgE validation
- CCD Marker (CCD Blocker available)
- native and recombinant allergen preparations
- individually adapted regional panels

Polycheck® Autoimmune Diagnostics:

- determination of autoimmune-specific IgG or IgA antibodies in human blood samples
- only 15 µl of serum or plasma needed for one approach with up to 18 target lines
- native and recombinant antigen preparations

BIOCHECK IMAGING SOFTWARE

One-for-all-Software

Our One-for-all software offers automatic panel-recognition by colour and identifiers, providing a quick and user-friendly testing approach with results documented either digitally or as printouts. For the interpretation of the test results, a flatbed scanner or a CCD camera is needed. Correct panel recognition is crucial for reliable test results. For this purpose it is important to use one of our recommended scanner models.

Here are the most important advantages:

> imaging by scanner or CCD camera
> data storage locally or exportable (LIS)
> printout of results, and personal comments can be added before printing and saving
> standardized system control check for choice
> plotting standard curve for each cassette possible
> currently 19 different languages

Download Our Software for Free
www.polycheck.de

What you need for the test:

Polycheck® Kit:
Available from our distributors
Standard Lab Equipment:
Rocking Shaker, Pipettes, Timer, Refrigerator
Recommended IT Equipment:
Personal Computer (Win 10 or higher, Net Framework 4.8), Printer & Flatbed Scanner
Biocheck Imaging Software:
Free Download on our Website
> www.polycheck.de

Any questions about technical requirements?

Technical Support
+49 | 251 | 240 139
support@polycheck.de

RESULTS DOCUMENTATION

Example of a Test Printout

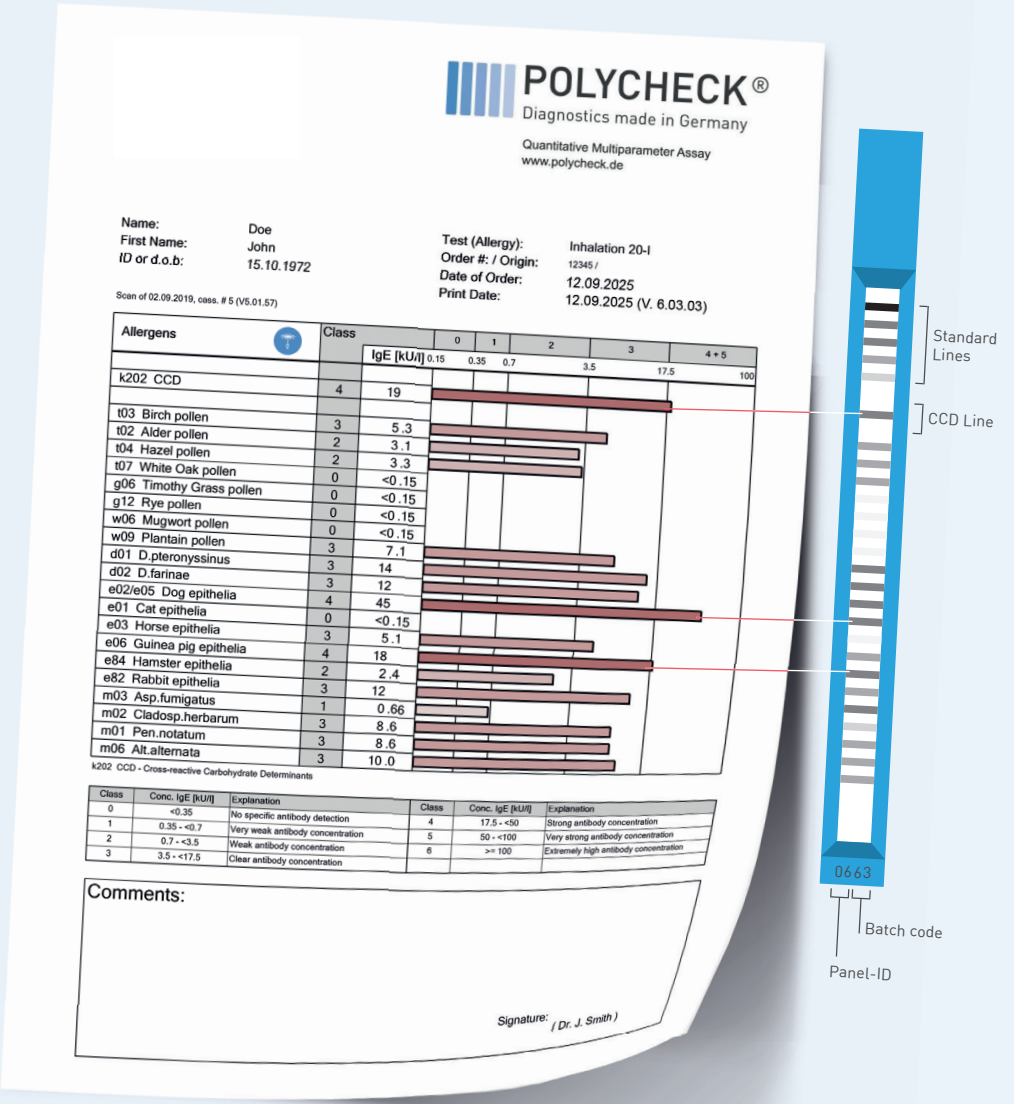

POLYCHECK®
Diagnostics made in Germany

Quantitative Multiparameter Assay
www.polycheck.de

Name: Doe
First Name: John
ID or d.o.b: 15.10.1972

Test (Allergy): Inhalation 20-I
Order #: / Origin: 12345 /
Date of Order: 12.09.2025
Print Date: 12.09.2025 (V. 6.03.03)

Scan of 02.09.2019, cass. # 5 (V5.01.57)

Allergens	Class	IgE [kU/l]
k202 CCD	4	19
t03 Birch pollen	3	5.3
t02 Alder pollen	2	3.1
t04 Hazel pollen	2	3.3
t07 White Oak pollen	0	<0.15
g06 Timothy Grass pollen	0	<0.15
g12 Rye pollen	0	<0.15
w06 Mugwort pollen	0	<0.15
w09 Plantain pollen	3	7.1
d01 D.pteronyssinus	3	14
d02 D.farinae	3	12
e02/e05 Dog epithelia	4	45
e01 Cat epithelia	0	<0.15
e03 Horse epithelia	3	5.1
e06 Guinea pig epithelia	4	18
e84 Hamster epithelia	2	2.4
e82 Rabbit epithelia	3	12
m03 Asp.fumigatus	1	0.66
m02 Cladosp.herbarum	3	8.6
m01 Pen.notatum	3	8.6
m06 Alt.alternata	3	10.0

k202 CCD - Cross-reactive Carbohydrate Determinants

Class	Conc. IgE [kU/l]	Explanation
0	<0.35	No specific antibody detection
1	0.35 - <0.7	Very weak antibody concentration
2	0.7 - <3.5	Weak antibody concentration
3	3.5 - <17.5	Clear antibody concentration
4	17.5 - <50	Strong antibody concentration
5	50 - <100	Very strong antibody concentration
6	>= 100	Extremely high antibody concentration

Comments:

Signature: (Dr. J. Smith)

Any questions about autoimmune panels?

+49 | 251 | 240 139 31
autoimmune@polycheck.de

Any questions about allergy panels?

+49 | 251 | 240 139 20
allergy@polycheck.de

Please find in our **privacy policy** on www.polycheck.de how we eventually save and proceed with your data.

Inhalation

Inhalation 10-I

k202	CCD[1]
t03	Birch pollen
t02	Alder pollen
t04	Hazel pollen
t07	White Oak pollen
t09	Olive pollen
g06	Timothy Grass pollen
g12	Rye pollen
w01	Ragweed pollen
w06	Mugwort pollen
w09	Plantain pollen

Inhalation 10-II

k202	CCD[1]
d01	D. pteronyssinus
d02	D. farinae
e02/e05	Dog epithelia
e01	Cat epithelia
e03	Horse epithelia
e81	Sheep epithelia
m03	Aspergillus fumigatus
m02	Cladosporium herbarum
m01	Penicillium notatum
m06	Alternaria alternata

Inhalation 10-III

k202	CCD[1]
t03	Birch pollen
gx7	6 Grass Mix[2]
g12	Rye pollen
w06	Mugwort pollen
d01	D. pteronyssinus
d02	D. farinae
e02/e05	Dog epithelia
e01	Cat epithelia
ex78	Feathers Mix[3]
m02/m06	Cladosporium herbarum / Alternaria alternata Mix

Inhalation 20-I

k202	CCD[1]
t03	Birch pollen
t02	Alder pollen
t04	Hazel pollen
t07	White Oak pollen
g06	Timothy Grass pollen
g12	Rye pollen
w06	Mugwort pollen
w09	Plantain pollen
d01	D. pteronyssinus
d02	D. farinae
e02/e05	Dog epithelia
e01	Cat epithelia
e03	Horse epithelia
e06	Guinea Pig epithelia
e84	Hamster epithelia
e82	Rabbit epithelia
m03	Aspergillus fumigatus
m02	Cladosporium herbarum
m01	Penicillium notatum
m06	Alternaria alternata

Inhalation 30-I

t23	Cypress pollen
t04	Hazel pollen
t15	White Ash pollen
t07	White Oak pollen
t09	Olive pollen
t03	Birch pollen
g12	Rye pollen
g14	Cultivated Oat pollen
g08	Kentucky bluegrass pollen
g06	Timothy Grass pollen
g15	Cultivated Wheat pollen
g03	Cocksfoot pollen
g02	Bermuda Grass pollen
w09	Plantain pollen
w10	Goosefoot pollen
w21	Wall pellitory pollen (P. judaica)
w01	Ragweed pollen
w06	Mugwort pollen
e01	Cat epithelia
e02/e05	Dog epithelia
e03	Horse epithelia
m06	Alternaria alternata
m03	Aspergillus fumigatus
m05	Candida albicans
d201	Blomia tropicalis
d01	D. pteronyssinus
d02	D. farinae
k82	Latex
i06	Cockroach (Blatella germanica)
k202	CCD[1]

Food

Food 10-III

k202	CCD[1]
f02	Cow's milk
f01	Egg White
f75	Egg Yolk
f78	Casein (nBos d8)
f14	Soybean
f09	Rice
f93	Cacao (Chocolate)
f49	Apple
f31	Carrot
fx10	Flour Mix[4]

Food 10-IV

k202	CCD[1]
f13	Peanut
f10	Sesame
f26	Pork meat
f83	Chicken meat
f27	Beef meat
f03	Codfish
fx29	Citrus Mix[5]
f85	Celery
f95	Peach
f25	Tomato

Food 20-I

k202	CCD[1]
f17	Hazelnut
f13	Peanut
f16	Walnut
f20	Almond
f02	Cow's milk
f01	Egg White
f75	Egg Yolk
f78	Casein (nBos d8)
f35	Potato
f85	Celery
f31	Carrot
f25	Tomato
f03	Codfish
f24	Shrimp
f95	Peach
f49	Apple
f14	Soybean
f04	Wheat flour
f10	Sesame
f05	Rye flour

Food

Food 30-I

f25	Tomato
f96	Avocado
f92	Banana
fx29	Citrus Mix [5]
f84	Kiwi
f13	Peanut
f17	Hazelnut
f12	Pea
f14	Soybean
f85	Celery
f27	Beef meat
f83	Chicken meat
f26	Pork meat
f207	Clam Shell
f24	Shrimp
f23	Crab
f40	Tuna, Yellowfin
f03	Codfish
f47	Garlic
f48	Onion
f45	Baker's yeast
f10	Sesame
f09	Rice
f08	Corn
f04	Wheat flour
f76	Alpha-Lactalbumin (nBos d4)
f77	Beta-Lactoglobulin (nBos d5)
f78	Casein (nBos d8)
f01	Egg White
k202	CCD [1]

Food 30-II

f02	Cow's milk
f76	Alpha-Lactalbumin (nBos d4)
f77	Beta-Lactoglobulin (nBos d5)
f78	Casein (nBos d8)
f01	Egg White
f75	Egg Yolk
f114	Sunflower seed
f14	Soybean
f17	Hazelnut
f13	Peanut
f12	Pea
f260	Tofu
f25	Tomato
f48	Onion
fx69	Herb Mix I [6]
f281	Curry
fx4	Fish Mix [7]
fx76	Seafood Mix III [8]
f44	Strawberry
f92	Banana
f358	Sour Cherry
f49	Apple
fx29	Citrus Mix [5]
f84	Kiwi
f259	Grape
f95	Peach
f93	Cacao (Chocolate)
f07	Oat flour
f04	Wheat flour
k202	CCD [1]

Mixed

Paediatric 20-I

k202	CCD [1]
f13	Peanut
f02	Cow's milk
f01	Egg White
f75	Egg Yolk
f35	Potato
f31	Carrot
f03	Codfish
f49	Apple
f14	Soybean
f04	Wheat flour
t03	Birch pollen
g06	Timothy Grass pollen
w06	Mugwort pollen
d01	D. pteronyssinus
d02	D. farinae
e02/e05	Dog epithelia
e01	Cat epithelia
e03	Horse epithelia
m03	Aspergillus fumigatus
m02	Cladosporium herbarum

Paediatric 30-I

gx7	6 Grass Mix [2]
t03	Birch pollen
w06	Mugwort pollen
d01	D. pteronyssinus
d02	D. farinae
e01	Cat epithelia
e02/e05	Dog epithelia
e03	Horse epithelia
m02	Cladosporium herbarum
m03	Aspergillus fumigatus
m06	Alternaria alternata
f01	Egg White
f75	Egg Yolk
f02	Cow's milk
f76	Alpha-Lactalbumin (nBos d4)
f77	Beta-Lactoglobulin (nBos d5)
f78	Casein (nBos d8)
e204	BSA [9]
f03	Codfish
fx10	Flour Mix [4]
f09	Rice
f14	Soybean
f13	Peanut
f17	Hazelnut
f31	Carrot
f35	Potato
f49	Apple
f93	Cacao (Chocolate)
f83	Chicken meat
k202	CCD [1]

Atopic 20-I

k202	CCD [1]
f02	Cow's milk
f78	Casein (nBos d8)
f76	Alpha-Lactalbumin (nBos d4)
f77	Beta-Lactoglobulin (nBos d5)
e204	BSA [9]
f01/f75	Egg White / Egg Yolk Mix
f09	Rice
f14	Soybean
f92	Banana
f26	Pork meat
f27	Beef meat
f83	Chicken meat
fx10	Flour Mix [4]
f45	Baker's yeast
d01/d02	D. pteronyssinus / D. farinae Mix
m02/m06	Cladosporium herbarum / Alternaria alternata Mix
t03/t07	Birch pollen / Oak pollen Mix
t02/t04	Alder pollen / Hazel pollen Mix
gx7	6 Grass Mix [2]
tIgE	Total IgE

Atopic 30-I

f02	Cow's milk
f76	Alpha-Lactalbumin (nBos d4)
f77	Beta-Lactoglobulin (nBos d5)
f78	Casein (nBos d8)
f01	Egg White
f75	Egg Yolk
f03	Codfish
f13	Peanut
f93	Cacao (Chocolate)
f14	Soybean
f49	Apple
f31	Carrot
f25	Tomato
fx10	Flour Mix [4]
f83	Chicken meat
fx29	Citrus Mix [5]
f09	Rice
gx7	6 Grass Mix [2]
g12	Rye pollen
e02/e05	Dog epithelia
e01	Cat epithelia
m02	Cladosporium herbarum
m06	Alternaria alternata
m03	Aspergillus fumigatus
d01	D. pteronyssinus
d02	D. farinae
t04	Hazel pollen
t03	Birch pollen
w06	Mugwort pollen
k202	CCD [1]

Atopic 30-II

f85	Celery
f14	Soybean
f13	Peanut
f12	Pea
f96	Avocado
f26	Pork meat
f04	Wheat flour
f24	Shrimp
f03	Codfish
f84	Kiwi
f02	Cow's milk
f01	Egg White
t03	Birch pollen
t09	Olive pollen
t07	White Oak pollen
t11	London Plane pollen
t23	Cypress pollen
g15	Cultivated Wheat pollen
g06	Timothy Grass pollen
w01	Ragweed pollen
w21	Wall pellitory pollen (P. judaica)
w06	Mugwort pollen
e01	Cat epithelia
e02/e05	Dog epithelia
m03	Aspergillus fumigatus
m06	Alternaria alternata
i06	Cockroach (Blatella germanica)
d01	D. pteronyssinus
d02	D. farinae
k202	CCD [1]

IMF 10-I

k202	CCD [1]
d01/d02	D. pteronyssinus / D. farinae Mix
i01	Bee venom
i03	Wasp venom
i75	Hornet venom
i71	Mosquito
i80	Black fly
ex77	Cage Birds Mix [10]
ex78	Feathers Mix [3]
ix267	Cockroach Mix [11]
tIgE	Total IgE

Eczema 10-I

k202	CCD [1]
d01	D. pteronyssinus
e01	Cat epithelia
e02/e05	Dog epithelia
k82	Latex
f01	Egg White
f03	Codfish
f14	Soybean
f93	Cacao (Chocolate)
f17	Hazelnut
f13	Peanut

Regional

Korea I-Standard

f14	Soybean
f02	Cow's milk
f01	Egg White
f23	Crab
f24/f440	Shrimp Mix [12]
f95	Peach
h01	House dust
d01	D. pteronyssinus
d02	D. farinae
ix267	Cockroach Mix [11]
e02/e05	Dog epithelia
e01	Cat epithelia
m06	Alternaria alternata
t02/t03	Alder pollen / Birch pollen Mix
t07	White Oak pollen
w01	Ragweed pollen
w06	Mugwort pollen
g06	Timothy Grass pollen
g12	Rye pollen
tIgE	Total IgE

Korea II-Inhalation

w07	Oxeye Daisy pollen
g09	Redtop pollen
t61	Sycamore pollen
w11	Russian Thistle pollen
t17	Japanese Cedar pollen
t215	Lilac pollen
tx251	Ash Mix [14]
t19	Acacia pollen
t04	Hazel pollen
w14	Pigweed pollen
g04	Meadow Fescue pollen
g02	Bermuda Grass pollen
g03	Cocksfoot pollen
w12	Goldenrod pollen
w08	Dandelion pollen
k82	Latex
m03	Aspergillus fumigatus
m02	Cladosporium herbarum
m01	Penicillium notatum
d72	Tyrophagus putrescentiae

Korea III-Food

f11	Buckwheat flour
f13	Peanut
f93	Cacao (Chocolate)
f81	Cheese, Cheddar
f60	Mackerel
f25	Tomato
f35	Potato
f40	Tuna, Yellowfin
f03	Codfish
f41	Salmon, Atlantic
f26	Pork meat
f83	Chicken meat
f27	Beef meat
fx29	Citrus Mix [5]
f45	Baker's yeast
f04	Wheat flour
f09	Rice
f06	Barley flour
f47	Garlic
f299	Sweet Chestnut

Iraq Inhalation 20-II

k202	CCD [1]
t09	Olive pollen
t214	Date palm pollen
g02	Bermuda Grass pollen
g12	Rye pollen
gx7	6 Grass Mix [2]
w06	Mugwort pollen
w09	Plantain pollen
w10	Goosefoot pollen
w11	Russian Thistle pollen
e01/e02/ e05	Cat / Dog epithelia Mix
ex77	Cage Birds Mix [10]
ex79	Feathers Mix II [13]
m01/m03	Penicillium notatum / Aspergillus fumigatus Mix
m02/m06	Cladosporium herbarum/ Alternaria alternata Mix
m05	Candida albicans
d01/d02	D. pteronyssinus / D. farinae Mix
d201	Blomia tropicalis
k82	Latex
ix267	Cockroach Mix [11]
tIgE	Total IgE

Iraq Food 20-II

k202	CCD [1]
f01/f75	Egg White / Egg Yolk Mix
f02	Cow's milk
fx10	Flour Mix [4]
f14	Soybean
f25	Tomato
f262	Eggplant
f85	Celery
f09	Rice
f10	Sesame
fx80	Nut Mix I [15]
f95	Peach
f49	Apple
f44	Strawberry
f92/f91	Banana / Mango Mix
fx29	Citrus Mix [5]
f45	Baker's yeast
f93	Cacao (Chocolate)
f83	Chicken meat
fx75	Meat Mix [16]
fx4	Fish Mix [7]

Iraq Atopic 20

k202	CCD [1]
f02	Cow's milk
f76	Alpha-Lactalbumin (nBos d4)
f77	Beta-Lactoglobulin (nBos d5)
e204	BSA [9]
f01/f75	Egg White / Egg Yolk Mix
fx75	Meat Mix [16]
fx77	Seafood Mix IV [18]
f93	Cacao (Chocolate)
f14	Soybean
fx80	Nut Mix I [15]
f10	Sesame
d01/d02	D. pteronyssinus / D. farinae Mix
m02/m06	Cladosporium herbarum / Alternaria alternata Mix
gx7	6 Grass Mix [2]
g02	Bermuda Grass pollen
w10	Goosefoot pollen
w11	Russian Thistle pollen
ix267	Cockroach Mix [11]
k82	Latex
e01/e02/ e05	Cat / Dog epithelia Mix

Gulf Food 30

f01	Egg White
f75	Egg Yolk
f02	Cow's milk
f93	Cacao (Chocolate)
fx10	Flour Mix [4]
f14	Soybean
f45	Baker's yeast
fx80	Nut Mix I [15]
f13	Peanut
fx29	Citrus Mix [5]
f44	Strawberry
f92	Banana
f91	Mango
f25	Tomato
f95	Peach
f259	Grape
f84	Kiwi
f46	Red Pepper
f87	Muskmelon
f49	Apple
f262	Eggplant
f09	Rice
f48	Onion
f47	Garlic
f83	Chicken meat
f88	Lamb meat
f27	Beef meat
f24	Shrimp
fx77	Seafood Mix IV [18]
k202	CCD [1]

Mediterran 20-I

k202	CCD [1]
d01	D. pteronyssinus
d02	D. farinae
d71	Lepidoglyphus destructor
d72	Tyrophagus putrescentiae
e01	Cat epithelia
e02/e05	Dog epithelia
e04	Cow epithelia
e85	Chicken feathers
g12	Rye pollen
g13	Velvet Grass pollen
g21	Quack Grass pollen
g202	Maize pollen
gx8	Grass Mix [19]
w01	Ragweed pollen
w06	Mugwort pollen
w21	Wall pellitory pollen (P. judaica)
w204	Sunflower pollen
t14	Cottonwood pollen
t19	Acacia pollen
t23	Cypress pollen

Gulf Inhalation 30

g06	Timothy Grass pollen
g01	Sweet Vernel Grass pollen
g12	Rye pollen
g14	Cultivated Oat pollen
gx7	6 Grass Mix [2]
w06	Mugwort pollen
w10	Goosefoot pollen
w14	Pigweed pollen
w01	Ragweed pollen
t02	Alder pollen
t03	Birch pollen
t214	Date palm pollen
t16	Pine pollen
e01	Cat epithelia
e02/e05	Dog epithelia
e03	Horse epithelia
e04	Cow epithelia
e17	Camel epithelia
e81	Sheep epithelia
m01	Penicillium notatum
m02	Cladosporium herbarum
m03	Aspergillus fumigatus
m06	Alternaria alternata
m05	Candida albicans
h01	House dust
d01/d02	D. pteronyssinus / D. farinae Mix
ix267	Cockroach Mix [11]
ex77	Cage Birds Mix [10]
ex79	Feathers Mix II [13]
k202	CCD [1]

Mediterran 20-II

k202	CCD [1]
t02	Alder pollen
t03	Birch pollen
t04	Hazel pollen
t05	Beech pollen
t07	White Oak pollen
t09	Olive pollen
t12	Willow pollen
t16	Pine pollen
m01	Penicillium notatum
m02	Cladosporium herbarum
m03	Aspergillus fumigatus
m06	Alternaria alternata
m11	Rhizopus nigricans
gx8	Grass Mix [19]
h01	House dust
i01	Bee venom
i03	Wasp venom
e81	Sheep epithelia
w06	Mugwort pollen
w07	Oxeye Daisy pollen

Hungary Food 20

k202	CCD [1]
f17	Hazelnut
f13	Peanut
f20	Almond
f02	Cow's milk
f01	Egg White
f75	Egg Yolk
f78	Casein (nBos d8)
f85	Celery
f31	Carrot
f25	Tomato
f225	Pumpkin
f03	Codfish
f95	Peach
f49	Apple
f92	Banana
fx29	Citrus Mix [5]
f14	Soybean
f04	Wheat flour
f10	Sesame
f05	Rye flour

Hungary Paediatric 20

k202	CCD [1]
f13	Peanut
f02	Cow's milk
f01	Egg White
f75	Egg Yolk
f35	Potato
f31	Carrot
f03	Codfish
f49	Apple
f14	Soybean
f04	Wheat flour
t03	Birch pollen
g06	Timothy Grass pollen
w06	Mugwort pollen
d01	D. pteronyssinus
d02	D. farinae
e02/e05	Dog epithelia
e01	Cat epithelia
w01/w03	Ragweed / Giant Ragweed pollen
m03	Aspergillus fumigatus
m02	Cladosporium herbarum

Regional

Hungary Inhalation 20

k202	CCD [1]
t03	Birch pollen
t02	Alder pollen
t04	Hazel pollen
t14	Cottonwood pollen
g02	Bermuda Grass pollen
gx7	6 Grass Mix [2]
g12	Rye pollen
w06	Mugwort pollen
w09	Plantain pollen
w21	Wall pellitory pollen (P. judaica)
w12	Goldenrod pollen
w01/w03	Ragweed / Giant Ragweed pollen
d01	D. pteronyssinus
d02	D. farinae
ex78	Feathers Mix [3]
e02/e05	Dog epithelia
e01	Cat epithelia
m03	Aspergillus fumigatus
m02	Cladosporium herbarum
m06	Alternaria alternata

Paediatric India 30

g02	Bermuda Grass pollen
t03	Birch pollen
w06	Mugwort pollen
d01	D. pteronyssinus
d02	D. farinae
e01	Cat epithelia
e02/e05	Dog epithelia
f92	Banana
m02	Cladosporium herbarum
m03	Aspergillus fumigatus
m06	Alternaria alternata
f01	Egg White
f75	Egg Yolk
f02	Cow's milk
f76	Alpha-Lactalbumin (nBos d4)
f77	Beta-Lactoglobulin (nBos d5)
f78	Casein (nBos d8)
e204	BSA [9]
f40	Tuna, Yellowfin
f79	Gluten
f09	Rice
f14	Soybean
f13	Peanut
f17	Hazelnut
f31	Carrot
f35	Potato
f49	Apple
f93	Cacao (Chocolate)
f83	Chicken meat
k202	CCD [1]

Atopic India 30

h01	House dust
d01/d02	D. pteronyssinus / D.farinae
d201	Blomia tropicalis
i71	Mosquito
i06	Cockroach (Blatella germanica)
e02/e05	Dog epithelia
e01	Cat epithelia
g02	Bermuda Grass pollen
m02/m06	Cladosporium herbarum / Alternaria alternata
m01/m03	Penicillium notatum / Aspergillus fumigatus
f24	Shrimp
f40	Tuna, Yellowfin
f23	Crab
f01/f75	Egg White / Egg Yolk Mix
f02	Cow's milk
f04	Wheat flour
f45	Baker's yeast
f79	Gluten
f225	Pumpkin
f44	Strawberry
f25	Tomato
f35	Potato
f13	Peanut
f92	Banana
f36	Coconut
f14	Soybean
f93	Cacao (Chocolate)
f83	Chicken meat
f27	Beef meat
k202	CCD [1]

Vietnam Food 20

k202	CCD [1]
f02	Cow's milk
f76	Alpha-Lactalbumin (nBos d4)
f77	Beta-Lactoglobulin (nBos d5)
f78	Casein (nBos d8)
f01	Egg White
f75	Egg Yolk
f14	Soybean
f13	Peanut
f83	Chicken meat
f26	Pork meat
f27	Beef meat
f24/f440	Shrimp Mix [12]
f23	Crab
f04	Wheat flour
f40	Tuna, Yellowfin
f41	Salmon, Atlantic
fx29	Citrus Mix [5]
f47	Garlic
f48	Onion
tIgE	Total IgE

Vietnam Standard 30

d01	D. pteronyssinus
d02	D. farinae
d201	Blomia tropicalis
h01	House dust
e02/e05	Dog epithelia
e01	Cat epithelia
m02	Cladosporium herbarum
m06	Alternaria alternata
m03	Aspergillus fumigatus
m05	Candida albicans
i71	Mosquito
i80	Black fly
i06	Cockroach (Blatella germanica)
k82	Latex
f02	Cow's milk
f76	Alpha-Lactalbumin (nBos d4)
f77	Beta-Lactoglobulin (nBos d5)
f78	Casein (nBos d8)
f01	Egg White
f75	Egg Yolk
f14	Soybean
f13	Peanut
f83	Chicken meat
f26	Pork meat
f27	Beef meat
f24/f440	Shrimp Mix [12]
f23	Crab
f04	Wheat flour
k202	CCD [1]
tIgE	Total IgE

Venezuela Food 20

k202	CCD [1]
fx80	Nut Mix I [15]
f08	Corn
f09	Rice
f04	Wheat flour
f79	Gluten
f02	Cow's milk
f76	Alpha-Lactalbumin (nBos d4)
f77	Beta-Lactoglobulin (nBos d5)
f78	Casein (nBos d8)
f07	Oat flour
f14	Soybean
f26	Pork meat
f83	Chicken meat
f01	Egg White
f75	Egg Yolk
fx29	Citrus Mix [5]
f440	Shrimp, Atlantic
f40	Tuna, Yellowfin
f23	Crab
f93	Cacao (Chocolate)

Venezuela Inhalation 20

k202	CCD [1]
d201	Blomia tropicalis
d01	D. pteronyssinus
d02	D. farinae
e02/e05	Dog epithelia
e01	Cat epithelia
ex10	Rodent epithelia Mix [20]
e213	Parrot feathers
ex78	Feathers Mix [3]
m03	Aspergillus fumigatus
m02	Cladosporium herbarum
m01	Penicillium notatum
gx8	Grass Mix [19]
w01	Ragweed pollen
w06	Mugwort pollen
t03	Birch pollen
t19	Acacia pollen
t07	White Oak pollen
i71	Mosquito
ix267	Cockroach Mix [11]
k82	Latex

Additional regional panels are available, please ask for further information.

Special

Insects / CCD plus

k202	CCD[1]
i01	Bee venom
i03	Wasp venom
i209	rVes v5
i75	Hornet venom
i71	Mosquito
i80	Black fly

Insect Venoms Components

k202	CCD[1]
i 01	Bee venom
i 208	rApi m1
i217	rApi m10
i 03	Wasp venom
i211	rVes v1
i209	rVes v5
i75	Hornet venom

Milk plus Gluten 6

f02	Cow's milk
f76	Alpha-Lactalbumin (nBos d4)
f77	Beta-Lactoglobulin (nBos d5)
f78	Casein (nBos d8)
e204	BSA [9]
f79	Gluten

RecPollen-IT 10-I

k202	CCD[1]
g06	Timothy Grass pollen
g205	rPhl p1
g215	rPhl p5
g210	rPhl p7
g212	rPhl p12
t03	Birch pollen
tr215	rBet v1
t216	rBet v2
w06	Mugwort pollen
w231	rArt v1

Egg Components

f01	Egg White
f75	Egg Yolk
f232	Ovalbumin (nGal d2)
f233	Ovomucoid (nGal d1)
f323	Conalbumin (nGal d3)
k208	Lysozyme (nGal d4)

RecPeanut-IT plus

k202	CCD [1]
f13	Peanut
f422	rAra h1
f423	rAra h2
f424	rAra h3
f447	rAra h6
f352	rAra h8
f427	rAra h9

RecMites-IT

k202	CCD [1]
d01	D. pteronyssinus
d02	D. farinae
d202	rDer p1
d203	rDer p2
d205	rDer p10
d209	rDer p23

Fungal Components

k202	CCD [1]
m03	Aspergillus fumigatus
m218	rAsp f1
m220	rAsp f3
m221	rAsp f4
m222	rAsp f6
m06	Alternaria alternata
m229	rAlt a1
m02	Cladosporium herbarum
m01	Penicillium notatum

AI-STD

01	Ro/SS-A 60
02	La/SS-B
03	Scl-70
04	PM/Scl 100
05	Sm
06	PCNA
07	dsDNA
08	Rib. Phospho. P0
09	CENP-B
10	AMA M2
11	PR3
12	MPO
13	TPO
14	Thyroglobulin (TG)

Rheuma

01	Ro/SS-A 52
02	Jo-1
03	Sm
04	CENP-B
05	La/SS-B
06	Histone
07	PM/Scl 100
08	Rib. Phospho. P0
09	dsDNA
10	Scl-70
11	U1-snRNP
12	Ro/SS-A 60
13	Mi-2
14	Ku

Liver / Kidney

01	AMA M2
02	SP 100
03	gp 210
04	LKM 1
05	LC 1
06	CENP-B
07	GBM
08	PR3
09	MPO
10	SLA/LP

AI-STD-X

01	Ro/SS-A 52
02	La/SS-B
03	CENP-B
04	Scl-70
05	dsDNA
06	Jo-1
07	MPO
08	PR3
09	AMA M2
10	LC 1
11	LKM1
12	PM/Scl-100
13	SRP 54
14	SP 100
15	gp 210
16	Ku
17	Sm
18	U1-snRNP

Celiac IgG

01	deam. Gliadin IgG
02	tTG IgG
03	Intrinsic Factor

Celiac IgA +total

01	deam. Gliadin IgA
02	tTG IgA
03	total IgA

Myositis

01	Mi-2
02	PM/Scl 100
03	Jo-1
04	SRP 54
05	PL-7
06	PL-12
07	Ku

POLYCHECK® ALLERGY DIAGNOSTICS

The benefits of our veterinary panels:

- determination of species-specific IgE by use of monoclonal antibodies
- minimal amount of serum or plasma needed (only 200 µl for up to 31 allergens)
- panel with species-related allergens
- support for source and protocol of hyposensitization available
- CCD-Blocker available

Any questions about veterinary panels?

+49 | 251 | 240 139 90
veterinary@polycheck.de

Canis CCD

01	D. farinae
02	D. pteronyssinus
03	Malassezia
04	Lepidoglyphus destructor
05	Asp. fumigatus/Pen. notatum/ Alt. tenuis/Clad. herbarum
06	Ragweed (Ambrosia) pollen
07	Birch / Alder / Hazel pollen
08	Plantane / Willow / Poplar pollen
09	Wall Pellitory pollen
10	Rye pollen
11	6 Grass Mix [2]
12	Stinging Nettle pollen
13	Lambs Quarter pollen
14	English Plantain pollen
15	Mugwort pollen
16	Sorrel pollen
17	Acarus siro
18	Tyrophagus
19	Flea (Ctenoceph.)
20	CCD [1]

Felis CCD

01	D. farinae
02	D. pteronyssinus
03	Malassezia
04	Lepidoglyphus destructor
05	Asp. fumigatus/Pen. notatum/ Alt. tenuis/Clad. herbarum
06	Ragweed (Ambrosia) pollen
07	Birch / Alder / Hazel pollen
08	Plantane / Willow / Poplar pollen
09	Wall Pellitory pollen
10	Rye pollen
11	6 Grass Mix [2]
12	Stinging Nettle pollen
13	Lambs Quarter pollen
14	English Plantain pollen
15	Mugwort pollen
16	Sorrel pollen
17	Acarus siro
18	Tyrophagus
19	Flea (Ctenoceph.)
20	CCD [1]

Equus 20

01	D. farinae
02	D. pteronyssinus
03	Lepidoglyphus
04	Aspergillus / Penicillium
05	Thermoact. / Micropolyspora
06	Ragweed (Ambrosia) pollen
07	Birch / Alder / Hazel pollen
08	Plantane / Willow / Poplar pollen
09	Rye pollen
12	6 Grass Mix [2]
11	Plantain pollen
12	Mugwort pollen
13	Rape pollen
14	Horse Fly (Tabanus)
15	Biting Midges (Culicoides nub.)
16	Mosquito
17	Black Fly (Simulium eq.)
18	Stable Fly (Stomoxys cal.)
19	Acarus siro
20	Tyrophagus

Allergy Kits	Colour	ID	12-Kit No.	24-Kit No.	A-Kit No.	Semi-A No.
Inhalation						
Inhalation 10-I		14	-	05012102	05012112	05012512
Inhalation 10-II		18	-	05012202	05012212	05012513
Inhalation 10-III		24	-	05012105	05012115	05012505
Inhalation 20-I		06	-	05012002	05012022	05012522
Inhalation 30-I		36	-	05012092	05012093	05012593
Food						
Food 10-III		22	-	05012103	05012106	05012506
Food 10-IV		23	-	05012104	05012107	05012507
Food 20-I		10	-	05012001	05012021	05012521
Food 30-I		37	-	05012096	05012097	05012597
Food 30-II		78	-	05012122	05012123	05012552
Mixed						
Paediatric 20-I		13	-	05012003	05012023	05012523
Paediatric 30-I		85	-	05012126	05012127	05012527
Atopic 20-I		19	-	05012019	05012024	05012524
Atopic 30-I		49	-	05012085	05012095	05012595
Atopic 30-II		35	-	05012090	05012091	05012591
IMF 10-I		39	05012610	05012611	05012612	05012613
Eczema 10-I		26	05012600	05012601	05012602	05012603
Regional						
Korea I-Standard		15	-	05012005	05012015	05012515
Korea II-Inhalation		16	-	05012006	05012016	05012516
Korea III-Food		17	-	05012007	05012017	05012517
Iraq Inhalation 20-II		54	-	05012160	05012161	05012162
Iraq Food 20-II		55	-	05012156	05012157	05012158
Iraq Atopic 20		56	-	05012149	05012150	05012151
Gulf Inhalation 30		03	-	05012139	05012138	05012538
Gulf Food 30		57	-	05012137	05012136	05012536
Mediterran 20-I		20	-	05012033	05012433	05012533
Mediterran 20-II		21	-	05012034	05012434	05012534
Hungary Food 20		01	-	05012098	05012113	05012598
Hungary Inhalation 20		04	-	05012099	05012114	05012599
Hungary Paediatric 20		05	-	05012108	05012148	05012548
Vietnam Food 20		97	-	05012702	05012703	05012502
Vietnam Standard 30		96	-	05012700	05012701	05012500
Atopic India 30		59	-	05012400	05012430	05012450
Paediatric India 30		67	-	05012300	05012330	05012350
Venezuela Food 20		84	-	05012800	05012810	05012820
Venezuela Inhalation 20		69	-	05012801	05012811	05012821
Special						
Insects/CCD plus		25	05012342	-	05012442	05012542
Insect Venoms Components		32	05012630	05012631	05012632	05012633
Milk plus Gluten 6		52	05012318	-	05012307	05012518
RecPollen-IT 10-I		29	05012640	05012641	05012642	05012643
Fungal Components		45	05012620	05012621	05012622	05012623
Egg Components		80	05012323	-	05012324	05012553
RecPeanut-IT plus		27	05012325	-	05012326	05012556
RecMites-IT		28	05012327	-	05012328	05012528
Dual Kit* *(Inhalation 20-I, Food 20-I)*		06+10	-	05012402	05012403	05012504
Dual Kit 30* *(Inhalation 30-I, Food 30-I)*		36+37	-	05012432	05012443	05012444

* Dual Kit: 12 tests per test type
// Additional panels available; please contact us for more information and order details

Autoimmune Kits	Colour	ID	12-Kit No.	24-Kit No.	A-Kit No.	Semi-A No.
AI-STD		40	05012050	05012040	05012060	05012560
AI-STD-X		44	05012054	05012044	05012064	05012564
Rheuma		53	05012056	05012046	05012066	05012566
Liver / Kidney		42	05012052	05012042	05012062	05012562
Myositis		41	05012051	05012041	05012061	05012561
Celiac IgG		43	05012053	05012043	05012063	05012563
Celiac IgA +total		74	05012057	05012047	05012067	05012567
Celiac Dual Kit*		74+43	-	05012247	05012267	05012568

* Celiac Dual Kit: 12 tests Celiac IgA +total and 12 tests Celiac IgG

Veterinary Kits	Colour	ID	12-Kit No.	24-Kit No.	A-Kit No.	Semi-A. No.
Canis CCD		64	05011018	05011017	-	-
Felis CCD		65	05011020	05011019	-	-
Equus 20		63	05011024	05011022	-	-

Packaging Units
12-Kit: 1 microtiter plate with 12 tests each
24-Kit: 2 microtiter plates with 12 tests each
A-Kit: for testing with the automat
Semi-A-Kit: for testing with the semi-automat

Additionally available: CCD-Blocker (05012232)
Using a CCD blocking solution is useful to distinguish between IgE antibodies which are directed against cross-reactive carbohydrate determinants (»CCD«) and IgE antibodies against peptides from the respective allergens and thus is advisable for further differentiation.

Allergen Mix Explanation

1 **CCD/Bromelain**
Cross-reactive Carbohydrate Determinants

2 **6 Grass Mix – gx7**
g03 / g04 / g05 / g06 / g08 / g13 – Pollen of Cocksfoot, Meadow Fescue, Rye Grass, Timothy Grass, Kentucky bluegrass, Velvet Grass

3 **Feathers Mix – ex78**
e70 / e85 / e86 / e89 – Feathers of Goose, Chicken, Duck, Turkey

4 **Flour Mix – fx10**
f04 / f05 / f06 / f07 – Wheat, Rye, Barley & Oat (flours that contain Gluten)

5 **Citrus Mix – fx29**
f208 / f306 / f33 / f302 – Lemon, Lime, Orange, Mandarin

6 **Herb Mix I – fx69**
f86 / f277 / f276 – Parsley, Dill, Fennel

7 **Fish Mix – fx4**
f03 / f40 / f41 – Codfish, Tuna / Yellowfin, Salmon (Atlantic)

8 **Seafood Mix III – fx76**
f23 / f24 / f37 – Crab, Shrimp (Pacific), Blue Mussel

9 **BSA – e204**
Bovine Serum Albumin

10 **Cage Birds Mix – ex77**
e201 / e213 / e504 / e78 / e110 – Feathers of Canary, Parrot, Zebra Finch, Budgerigar, Ring-necked Parakeet

11 **Cockroach Mix – ix267**
i06 / i206 / i207 – Blatella germanica, Periplaneta americana, Blatta orientalis

12 **Shrimp Mix**
f24 / f440 – Pacific & Atlantic Shrimps

13 **Feathers Mix II – ex79**
e70 / e85 / e86 – Feathers of Goose, Chicken, Duck

14 **Ash Mix – tx251**
t25/ t15/ t301/ t302 - Pollen of European, White, Oregon & Black Ash

15 **Nut Mix I – fx80**
f13 / f17 / f20 – Peanut, Hazelnut, Almond

16 **Meat Mix – fx75**
f26 / f27 / f88 – Meat of Pork, Beef, Lamb

17 **Grass Mix II – gx9**
g02 / g17 / w301 – Pollen of Bermuda Grass, Bahia Grass, Ricinius communis

18 **Seafood Mix IV – fx77**
f03 / f23 / f24 / f37 / f40 / f41 – Codfish, Crab, Shrimp (Pacific), Blue Mussel, Tuna / Yellowfin, Salmon (Atlantic)

19 **Grass Mix – gx8**
g02 / g05 / g06 – Pollen of Bermuda Grass, Rye Grass, Timothy Grass

20 **Rodent epithelia Mix – ex10**
e71 / e82 / e84 – Epithelia of Mouse, Rabbit, Hamster

Multiparameter Technology

for Human and Veterinary Diagnostics

www.polycheck.de

Polycheck® – Diagnostics made in Germany

+49 251 240 139 / office@polycheck.de
www.polycheck.de / Version 261012

Polycheck® is a Brand of Biocheck GmbH

Vorbergweg 41 / 48159 Münster / Germany
Biocheck GmbH is certified to EN ISO 13485:2016